DWG. NO	SHT	REV.
28401-D-0113	1	A

REVISIONS

ZONE	REV.	DESCRIPTION	DATE	APPROVED
GEN	A	BEAM GEOMETRY DATA REVISED FOR ENTIRE EXPERIMENT--ALL REVISED cwm 1/02		

DATA:

BEAM FROM TUNNEL--
- ENTRY ANGLE= .07003°UP
- ENTRY BE MAGNET---y= 99.98403m
- CENTER BE MAGNET--y= 99.98496m

VALUES--
- DIMENSIONS/DIMAD VALUES= METERS (UNLESS NOTED)
- ANGLES= DEGREES



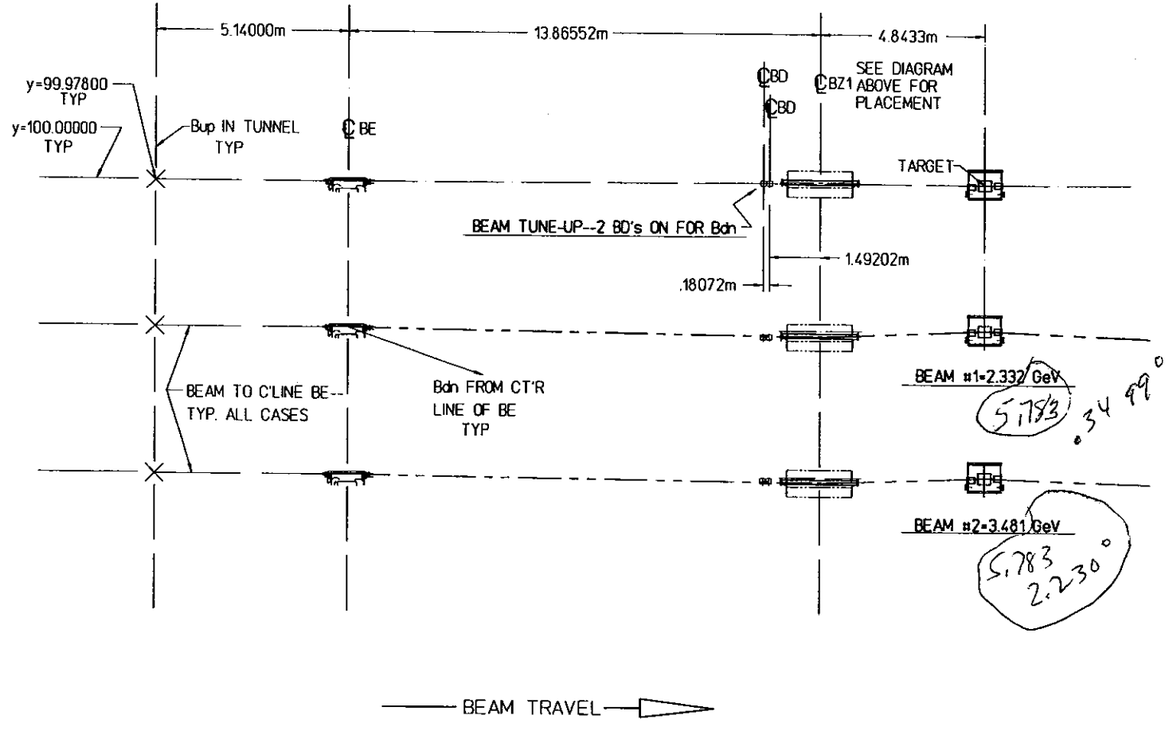

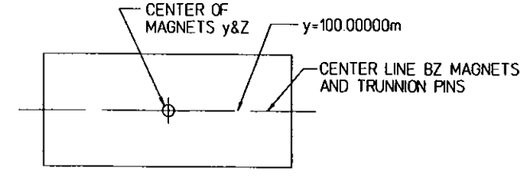

DIAGRAM FOR y PLACEMENT OF BZ1 MAGNET FOR TUNE-UP BEAM

THIS DRAWING IS PREPARED TO PROVIDE DATA FOR THE DESIGN OF THE MECHANICAL AND VACUUM SYSTEMS FOR THE GEN2 PROJECT. IT IS NOT INTENDED AS A DIMAD DOCUMENT FOR THE OPERATION OF THE ACCELERATOR.

BEAM No. & ENERGY	ANGLE BEAM ENTERS HALL FROM TUNNEL	ANGLE EXIT BE to BZ1	y@ CENTER BZ1	BZ1 BEND ANGLE	TARGET Phi0 IN--Phi0 OUT (SEE DIAGR. ABOVE)	
TUNE-UP BEAM	.07033up BE OFF	.07033up BD's ON	100.00000	BZ1 OFF	BEAM THRU	y=100.00000 FROM BD's
#1 5.783 GeV -2.3000° 2.23	.07033up BE ON	.70941dn BD's OFF	99.78882 90	2.93941		
#2 5.783 GeV -0.3499°	.07033up BE ON	.05778dn BD's OFF	99.97064 10	.20851		
BEAM TRAVEL IS DEPICTED PROGRESSIVE ⟹ THRU THIS TABLE						

Bend = 49.72m

Y@ Ct BZ1 = Measured from ....
Keep at same → Trunion Syst. align girders

DISCIPLINE OR TITLE	NAME PRINTED	NAME SIGNATURE	DATE	DISTRIBUTION SIGN OFF	DISTRIBUTION INFO ALL OTHERS
STAFF LIAISON	JOE MITCHELL				X
HALL 'C' OPTICS	CHEN YAN				X
ACCEL. OPTICS	ALEX BOGACZ				X
ALIGNMENT	C CURTIS				X
PROJ. ENG	P BRINDZA				X
VFA LIAISON	DONALD DAY				X
OPERATIONS	APRIL ROSE				X
MECH. ENG	L. DILLON-TOWNES				X
MECH. ENG	H WISEMAN				X
MECH INSTALLATION VAC	N WILSON				X
INSTALLATION MECH & VAC	J CHAMBERLAIN				X
MECH & VAC DESIGN	J HECKMAN				X
MECH & VAC DESIGN	C MURRAY				X
RAD CON	R MAY				X
AES	R GONZALEZ				X
PHYSICS	W KELLNER				X
PHYSICS	M ZETER				X
DIAGNOSTICS	K CAPEK				X

QTY REQD	ITEM NO	PART OR IDENTIFYING NO	NOMENCLATURE OR DESCRIPTION	MATERIAL SPECIFICATION	NOTES

PARTS LIST

DIM & TOL PER ANSI Y14.5 UNLESS OTHERWISE SPECIFIED DIMENSIONS ARE IN INCHES TOLERANCES ARE: FRACTIONS ± -/-- DECIMAL XX ± .-- XXX ± .--- ANGLES ± --.-- °

MATERIAL: N/A

FINISH: UNLESS OTHERWISE NOTED

DEBURR & BREAK ALL SHARP EDGES

DO NOT SCALE DRAWING

CADD I.D. NO. 28401 0113RevA

APPROVALS	DATE
DRAWN C MURRAY	3/30/01
CHECKED	
APPROVED	
APPROVED SEE SIGNOFF AT LEFT	

Jefferson Lab
Thomas Jefferson National Accelerator Facility
SENSITIVE DATA: UNCLASSIFIED
UNITED STATES DEPARTMENT OF ENERGY

BEAM TRANSPORT
HALL C - GEN2 EXPERIMENT
BEAM GEOMETRY
DATA PREDICATING MECH. & VAC DESIGN

SIZE D | DWG. NO. 28401-D-0113 | REV. A

SCALE NONE | USED ON ASSY NO N/A | SHEET 1 OF 2