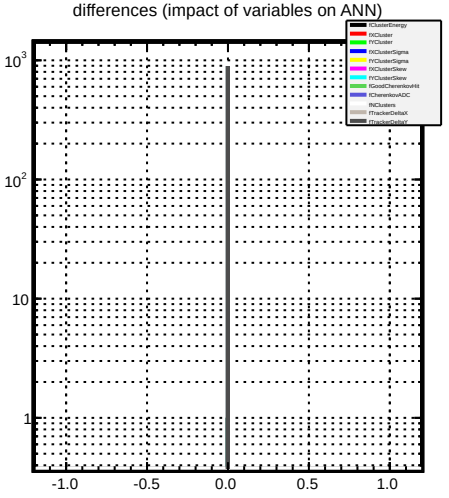
differences (impact of variables on ANN)
fClusterEnergy
fNCluster
fYCluster
fNClusterSigma
fYClusterSigma
fXClusterSlew
fYClusterSlew
fGoodCherenkovHit
fCherenkovADC
fNClusters
fTrackerDeltaX
fTrackerDeltaY
10^3
10^2
10
1
-1.0
-0.5
0.0
0.5
1.0

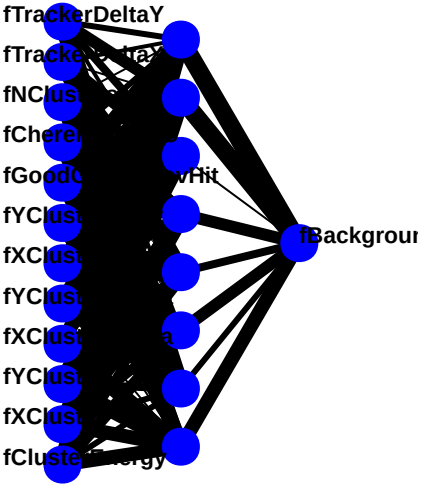
fTrackerDeltaY
fBackgrou

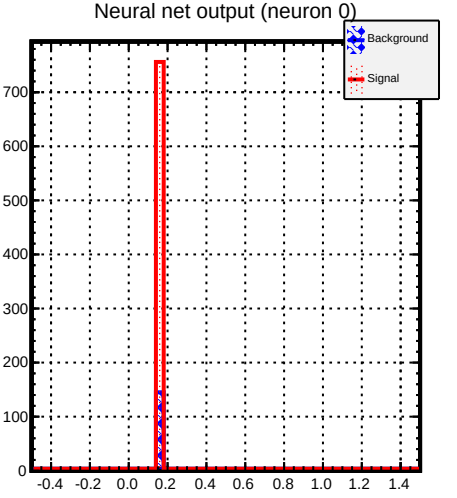
Neural net output (neuron 0)
Background
Signal
700
600
500
400
300
200
100
0
-0.4
-0.2
0.0
0.2
0.4
0.6
0.8
1.0
1.2
1.4

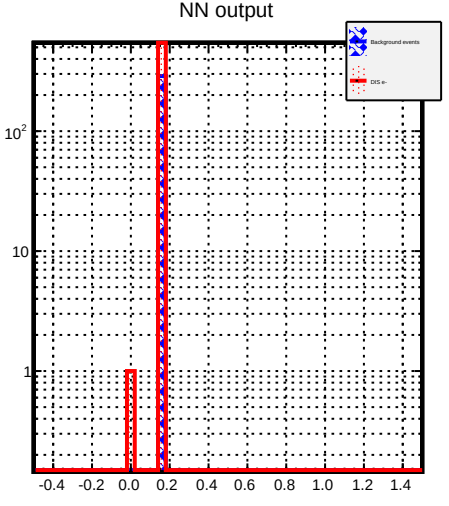
NN output
Background events
DIS e-
10^2
10
1
-0.4
-0.2
0.0
0.2
0.4
0.6
0.8
1.0
1.2
1.4

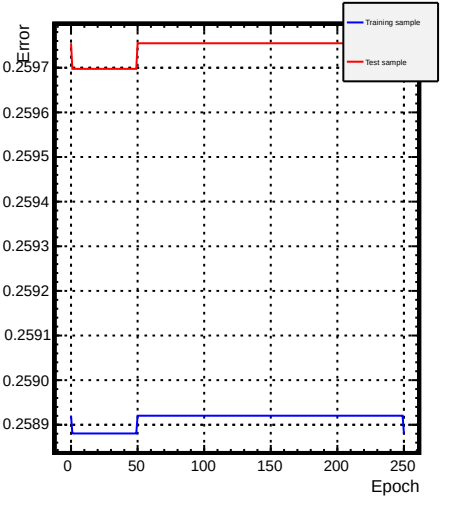
Training sample
Test sample
Error
0.2597
0.2596
0.2595
0.2594
0.2593
0.2592
0.2591
0.2590
0.2589
0
50
100
150
200
250
Epoch